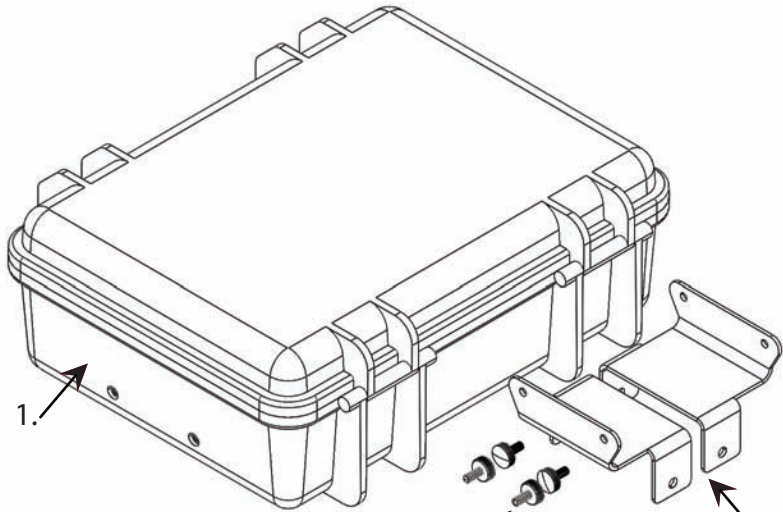


Power Box

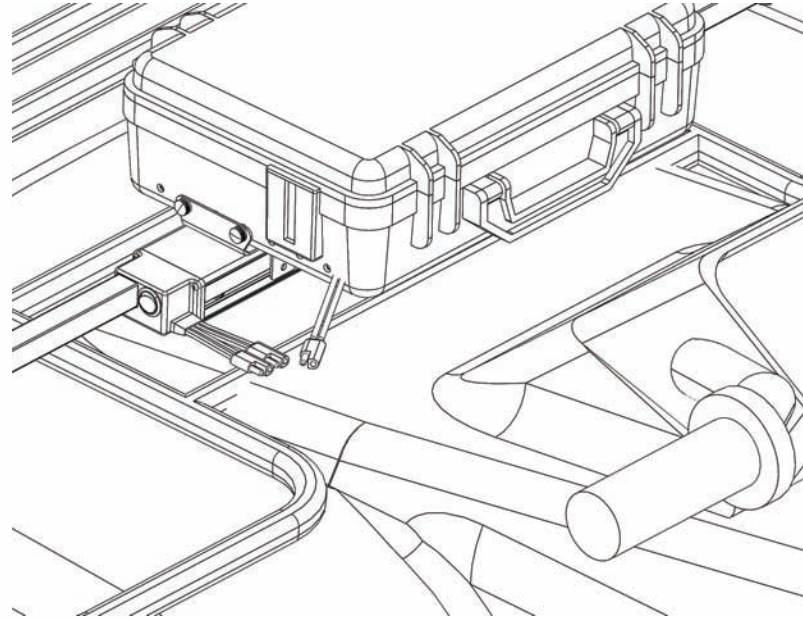
MOUNTING the STORAGE BOX
To the Power Rail

POWER RAIL

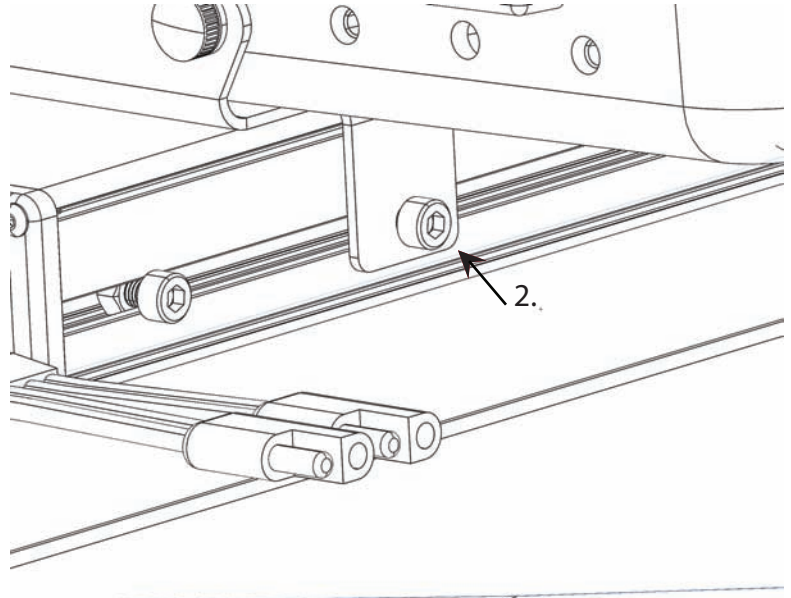
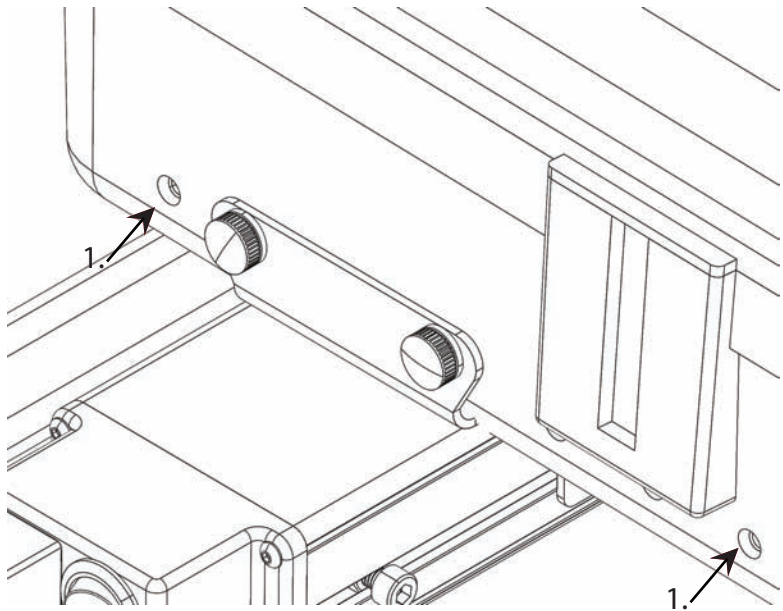
Installation Instructions



- 1. Storage box
- 2. Mounting brackets (2ea.)
- 3. Thumb screws (4ea.)



When mounting the storage box to the Power Rail make sure to leave enough room so the box can open.



You can adjust spacing by moving the brackets location by using different mounting insert locations (1) on the side of the storage box. Center storage box on Power Rail then align slide nuts (2) with mount brackets, use the provided thumb screws to mount storage box. Make sure to plug the power wire from the storage box into the black center accessory plug on the Power Rail.



Southern Audio Services, Inc., warrants all products to be free from defects in material and workmanship for a period of one (1) year from the date of purchase. In the event the product is not as warranted, SAS's sole obligation shall be to repair or replace the defective product at SAS's option: SAS limits its obligation under any implied warranties under state laws to a period not to exceed the limited warranty period. SAS and its authorized dealers specifically disclaim liability for any incidental or consequential damages. Some states do not allow limitations on how long an implied warranty lasts, and some states do not allow the exclusion or limitation of incidental or consequential damages, so the above limitation or exclusions may not apply to you. This warranty gives you specific legal rights, and you may have other rights, which vary from state to state.

What is covered: This warranty covers all defects in materials or workmanship (parts and labor) in the product.

What is not covered: This warranty does not cover the following:

1. Damages occurring during shipment of the product to SAS for repair (Claims must be presented to the carrier).
2. Damages caused by accident, abuse, negligence, misuse or improper Operation or installation.
3. Damages caused by an act of God, including without limitation, fire, flood Storm or other acts of nature.
4. Any product, which has a serial number, defaced, altered, modified, or removed.
5. Any product that has been altered or modified without SAS's consent.

How to obtain warranty services:

1. You are responsible for delivery of the product to SAS or contact SAS at 1-800-THE TUBE for a Return Authorization number. The Return Authorization number must be clearly written on the outside of the box. Freight must be prepaid to SAS. Warranty replacement parts will be returned freight prepaid. The entire product may be returned for warranty service, but return will be freight collect.
2. You must provide proof of the date of purchase of the product. If proof of purchase is not provided, original date of manufacture will be used to determine warranty period.
3. You must package the product securely to avoid damage during shipment.
4. After acquiring a Return Authorization number, ship to the address below. Please complete this section and retain for your records.

Southern Audio Services
 14763 Florida Blvd.
 Baton Rouge La. 70819

Model(s) purchased _____

Serial number(s) _____

Date Purchased _____

Place of Purchase _____